



NEW QUON

GW 26 460

6x4 Tractor/Rigid



SPECIFICATIONS

Power:	338 kW (460 PS) @ 1800 rpm
Torque:	2200 Nm (1623 lb.ft) @ 1200 rpm
Transmission:	ESCOT-VI automated manual transmission (AMT)
Suspension:	Air bag or leaf suspension
Overall length:	7557 mm (K-wheelbase)
Overall width:	2490 mm
Wheelbase:	4285 mm (K-wheelbase)
GVM:	26000 kg
GCM:	60000 kg

Note: GW 26 460 shown may not be representative of actual vehicle.

NEW QUON UNIQUE FEATURES



SMART FUEL EFFICIENCY AND RESPECT FOR THE ENVIRONMENT

GH11 engine: even more fuel efficient, powerful and clean.



SMART UPTIME

New Quon has been designed to further optimise uptime, with superior reliability and increased maintenance intervals.



SMART SAFETY

Active safety has been improved with mechanical and electronic upgrades throughout.



SMART PRODUCTIVITY

Increased payload, reduced vehicle weight.



SMART DRIVABILITY

The cabin has been completely redesigned with the user's comfort in mind, with improved ergonomics and visibility allowing the driver to concentrate on driving.

MECHANICAL SPECIFICATION

ENGINE MODEL

Model:	GH11TD
Layout:	6 in-line
Maximum power (rpm):	338 kW (460 PS) @ 1800 rpm
Maximum torque (rpm):	2200 Nm (1623 ft.lb) @ 1200 rpm
Bore X stroke:	123 mm x 152 mm
Displacement:	10837 cc (11 litres)
Emission standard:	pPNLT (Exceeds Euro 6 emission requirements)

TRANSMISSION

Make:	UD Trucks		
Model:	ESCOT-VI		
Description:	Automated manual transmission (AMT) 12 forward & 2 reverse gears		
Shift type:	Electronic shifter with fully automatic or manual control		
Gear Ratios:			
1st	11.73	7th	2.70
2nd	9.21	8th	2.12
3rd	7.09	9th	1.63
4th	5.57	10th	1.28
5th	4.35	11th	1.00
6th	3.41	12th	0.78
Rev 1	13.73	Rev 2	10.78
PTO capacity:	500 nm @ 103% or 81%		

BRAKES

System type:	Electronic Braking System (EBS) with disc brakes
Front/Rear:	430 mm rotors / 430 mm rotors
Parking/Emergency Brake:	Spring park brake
Auxiliary Brake:	Exhaust plus engine compression type (EEB)

CLUTCH

Type:	Single plate
Disc diameter:	430 mm (17")

STEERING

Type:	Hydraulic assist
Min.turning:	6800 mm (K-wheelbase)

AXLE AND LOAD

Mode (rear):	RTS2370A	
Front axle load limit:	8200 kg	
Rear axle load limit:	21000 kg (air bag suspension) 18000 kg (leaf spring suspension)	
Final gear ratio:	Leaf	Air
	4.50	4.13
Reduction type:	Single reduction	

SUSPENSIONS

Front:	Parabolic leaf spring suspension	
Rear:	8 air bag electronically controlled or Parabolic leaf spring suspension with rubber cushion	

TYRE:

	Leaf	Air
--	------	-----

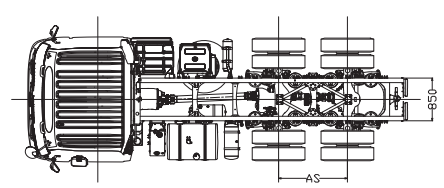
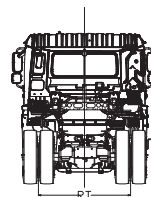
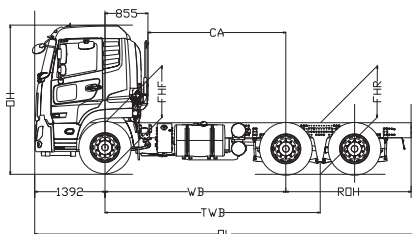

Tyre size front:	295/80 R22.5	275/70 22.5
Tyre size rear:	11 R22.5	275/70 22.5
Tyre brand:	Bridgestone	Bridgestone

FUEL TANK

Capacity:	400 litre aluminium tank with lockable cap on LHS
------------------	---

MAJOR DIMENSIONS

Variant	Mass (kg)					Vehicle Dimensions (mm)														UD order code
	Wheelbase code	GVM*	GCM	Total Tare ¹	WB	TWB	OL	OW	OH	FT	RT	AS	ROH	CA	GC ²	FHF ²	FHR ²	Turning radius (kerb to kerb)		
UD - Leaf	K	26000	60000	7860	3600	4285	7557	2490	2970	2062	1851	1370	2495	2745	249	1027	1091	6800	GW26 - 460L	
UD - Air	K	26000	60000	7830	3600	4285	7557	2490	2940	2062	1851	1370	2495	2745	210	998	1003	6800	GW26460AS	



*Rated GVM and axle capacities are subject to legal requirements. 1. Mass is an estimation based only on standard model, includes fluids (approx. 50 litres diesel fuel and full Adblue®). Excludes spare tyre carrier, spare wheel, driver and tools. 2. Based on vehicle with standard wheels and tyres.